

**Table 1 : NCAS INCOME SUMMARY (Funding Agencies)**

I am happy to present the financial report of NCAS for the year 2005-06 to the distinguished members for their appraisal and comments. During the year (April 2005 to March 2006), NCAS has received funds from the following funding agencies. The details are as follows:

NO.	NAME	2005-2006 AMOUNT	2004-2005 AMOUNT	2003-2004 AMOUNT
	Opening Balance	18,718,391.28	16,810,298.12	15,520,360.28
1	L.W.R	475,202.70		
2	Globalisation, Governance & Grassroots (Ford Foundation)	2,492,624.10	2,055,489.00	--
3	Grassroots Advocacy and Internship (Christian Aid)	3,188,375.00	1,680,000.00	--
4	Media Advocacy (Ford Foundation)	---	3,859,585.90	--
5	Centre for Budget Accountability (Ford Foundation)	---	4,540,689.30	3,869,053.00
6	Water Campaign (OXFAM)	---	---	4,551,827.00
7	Social Watch	---	468,453.00	928,000.00
8	Rights & Participation (I.D.S.)	---	---	50,000.00
9	E.S.C.R. Research (N.H.R.C.)	--	390,229.00	
10	I.B.P. (C.B.P.S.)	115,761.00	172,444.00	450,000.00
11	Drought Mitigation (Christian Aid)	--	649,350.2	
12	Rights To Food (Christian Aid)	1,143,50.00	--	--
13	Social Equity Audit (Christian Aid)	50,000.00	--	--
14	Wada Na Toda Abhiyan (UNDP)	436,000.00	--	--
15	P.A.C.S.	1,739,100.00	--	--
16	Just Associates	3,316,254.00	--	--
<b>TOTAL</b>		<b>31,675,208.08</b>	<b>30,236,309.56</b>	<b>25,759,469.28</b>


So far as the expenditure is concerned, it has been in accordance with the stated aims and objectives of NCAS. The details below help us to understand it better

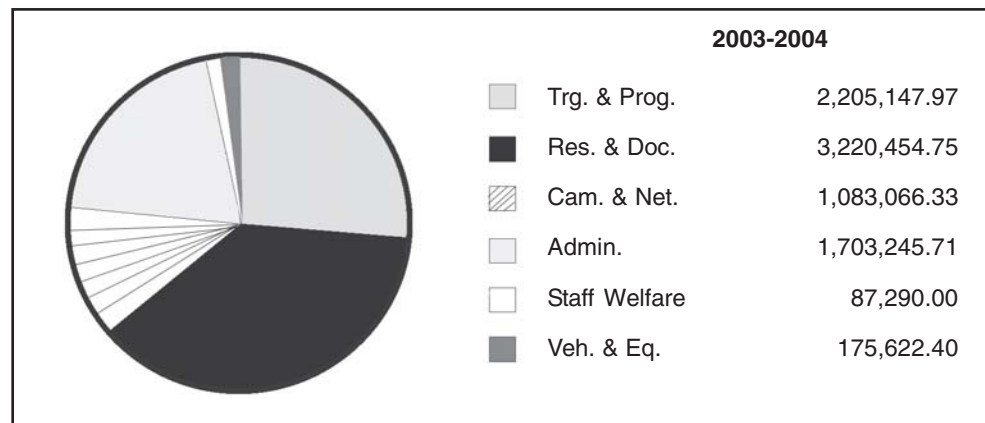
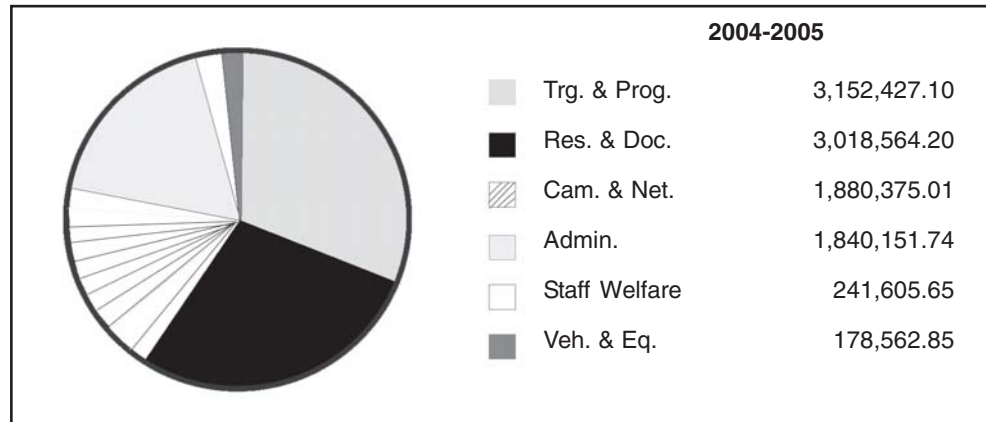
**Table 2 : NCAS EXPENDITURE SUMMARY**  
(Capital Expenditure)

No	YEARS	AMOUNT
1	2005-2006	10,43,735.00
2	2004-2005	789,071.00
3	2003-2004	474,344.00

**Table 3 : NCAS EXPENDITURE SUMMARY**  
(Revenue Expenditure)

NO.	PARTICULARS	2005 to 2006		2004-2005		2003-2004	
		AMOUNT	%	AMOUNT	%	AMOUNT	%
1	Trg. & Prog.	4,627,948.55	33	3,152,427.10	31	2,205,147.97	26
2	Res. & Doc.	5,402,170.60	38	3,018,564.20	29	3,220,454.75	38
3	Cam. & Net.	1,516,449.05	11	1,880,375.01	18	1,083,066.33	13
4	Admin	2,140,267.15	15	1,840,151.74	18	1,703,245.75	20
5	Staff Welfare	157,374.50	1	241,605.65	2	87,290.00	1
6	Veh. & Eq.	256,918.50	2	178,562.85	2	175,622.40	2
	<b>TOTAL</b>	<b>14,101,128.35</b>	<b>100</b>	<b>10,311,686.55</b>	<b>100</b>	<b>8,474,827.16</b>	<b>100.00</b>





**Table 4 : NCAS INCOME SUMMARY (Other Income)**

NO.	ACCOUNT HEAD	2005-2006 AMOUNT	2004-2005 AMOUNT	2003-2004 AMOUNT
	Opening Balance	8,541,633.25	7,289,434.52	5,525,825.69
1	F.D. Program Interest	994,062.00	1,002,573.00	808,182.00
2	Remuneration For Program Support	511,125.00	76,000.00	325,561.98
3	Interest On Savings & F.D.	242,039.00	228,750.00	470,779.00
4	Contribution For Training Program	52,800.00	83,200.00	62,600.00
5	Contribution Towards Publications	36,198.50	62,344.00	132,232.85
6	Membership Fees	13,750.00	8,750.00	8,250.00
7	Misc. Income	2,750.00	2,708.00	7,067.00
	<b>TOTAL</b>	<b>10,394,357.75</b>	<b>8,753,759.52</b>	<b>7,340,498.52</b>

**Table 5 : NCAS EXPENDITURE SUMMARY  
(From Other Income)**

No	Years	Amount
1	2005-2006	<b>18,519.00</b>
2	2004-2005	<b>2,12,126.27</b>
3	2003-2004	<b>51,064.00</b>

- Statutory compliances such as FC III, IT Returns and Charity Commissioner have been filed on time.
- Narrative Report, Financial Utilization Statement and Audited Statement of Accounts have been submitted to the Donors.

I extend my gratitude to the Director, Secretary, Accountant, and all other friends at NCAS whose commitment to the organisation has made a success at the National level, as it is seen today. I also appreciate the efforts put in by Mr. Kedarprasad Lathkar, the auditor whose advice has helped us in the best interest of the organisation.

Pravin Mahajan  
Treasurer, NCAS

Table 6 :

**NATIONAL CENTRE FOR ADVOCACY STUDIES**  
Serenity Complex, Ramnagar Colony, Pashan, Pune 411021  
**BALANCE SHEET AS ON 31ST MARCH 2006**

Liabilities	Sch	Amount Rs	Assets	Sch	Amount Rs
<u>CORPUS OF THE TRUST</u>			<u>FIXED ASSETS</u>	D	4,213,569.80
Membership Fees		119,077.00	<u>INVESTMENTS</u>		
General Reserve	A	9,253,650.80	F.D. with Bank Of Maharashtra		21,051,000.00
Grants In Aid	B	18,451,468.96	Interest accrued but not recd.		235,577.00
			Fixed Deposit		3,680,000.00
			(Staff welfare & Reserve fund )		
<u>CURRENT LIABILITES</u>			<u>CURRENT ASSETS</u>		
Creditors For Expenses	C	234,951.50	Deposits, Loans & Advances	E	903,042.70
Sundry Creditors	G	66,204.00	Cash & Bank Balances	F	1,798,250.23
Gratuity Payable		84,806.00	Closing Stock (Publ)		269,446.07
INCOME & EXPENDITURE		3,949,863.53	T.D.S.		9,136.00
ACCOUNT					
	Total Rs.	<b>32,160,021.79</b>		Total Rs.	<b>32,160,021.79</b>

As Per Report of Even Date  
For **Kedarprasad Lathkar**  
Chartered Accountant

FOR NATIONAL CENTRE FOR ADVOCACY STUDIES



Place : Pune  
Date : 27-06-2006

Amitabh Behar  
(Executive Director)

John Samuel  
(Secretary)

Pravin Mahajan  
( Treasurer)

Table 7 (a) :

**NATIONAL CENTRE FOR ADVOCACY STUDIES**  
Serenity Complex, Ramnagar Colony, Pashan, Pune 411021  
**INCOME & EXPENDITURE ACCOUNT FOR THE YEAR ENDED 31 MARCH 2006**

Expenditure	Sch	Amount Rs	Income	Sch	Amount Rs
To opening Stock		223,466.88	By Int. on Program FD		994,062.00
To Expenditure on Project	H	14,101,128.35	By Interest on Savings and other F.D.		242,039.00
To Depreciation		716,584.35	By Contribution towards publications		36,198.50
To Consultancy		15,000.00	By Consultancy received for Program Support		511,125.00
To books for exchange		180.00	By Contribution for Training Program		52,800.00
To Bank Charges		80.00	By Transfer from Projects		14,101,128.35
To Misc. Expenses		3,259.00	To Misc. Income		2,750.00
To Excess of income over Expenditure		1,149,850.34	By Closing Stock		269,446.07
<b>Total</b>		<b>16,209,548.92</b>	<b>Total Rs.</b>		<b>16,209,548.92</b>

Table 7 (b)

**INCOME & EXPENDITURE APPROPRIATION ACCOUNT FOR THE YEAR ENDED 31 MARCH 2006**

Expenditure	Amount Rs	Income	Amount Rs.
To Transfer to General Reserve	644,402.00	By Opening Balance	4,343,241.17
To Transfer to Earmark funds	-	By Surplus for the Yr.	1,149,850.34
To Balance transferred to Balance Sheet	4,848,689.51		
<b>Total Rs</b>	<b>5,493,091.51</b>	<b>Total Rs</b>	<b>5,493,091.51</b>

As Per Report of Even Date  
For Kedarprasad Lathkar  
Chartered Accountant



Place : Pune  
Date : 27-06-2006

FOR NATIONAL CENTRE FOR ADVOCACY STUDIES

*Amitabh Behar*

Amitabh Behar  
(Executive Director)

*John Samuel*

John Samuel  
(Secretary)

*Pravin Mahajan*

Pravin Mahajan  
( Treasurer)

Table 8 :

**NATIONAL CENTRE FOR ADVOCACY STUDIES**  
Serenity Complex, Ramnagar Colony, Pashan, Pune 411021  
**Comparative Picture : Balance Sheet (2003-2006)**

Liabilities	Sch	Amount Rs. 2005-2006	Amount Rs. 2004-2005	Amount Rs. 2003-2004	Assets	Sch	Amount Rs. 2005-2006	Amount Rs. 2004-2005	Amount Rs. 2003-2004
<u>CORPUS OF THE TRUST</u>					<u>FIXED ASSETS</u>	D	4,213,569.80	4,066,419.15	4,032,770.99
Membership Fees		119,077.00	105,327.00	96,577.00	<u>INVESTMENTS</u>				
General Reserve	A	9,253,650.80	8,209,915.80	7,420,844.80	F.D. with Bank Of Maharashtra		21,051,000.00	22,380,000.00	19,011,827.00
Grants In Aid	B	18,451,468.96	18,718,391.28	16,810,298.12	Interest accrued but not recd.		235,577.00	245,645.00	240,312.00
<u>CURRENT LIABILITES</u>					Fixed Deposit		3,680,000.00	2,880,000.00	2,880,000.00
Creditors For Expenses	C	234,951.50	237,262.00	97,139.00	(Staff welfare & Reserve fund )				
Sundry Creditors	G	66,204.00	183,169.00	-	<u>CURRENT ASSETS</u>				
Gratuity Payable		84,806.00	35,702.00	-	Deposits, Loans & Advances	E	903,042.70	410,013.45	251,538.20
<u>INCOME &amp; EXPENDITURE</u>					Cash & Bank Balances	F	1,798,250.23	1,621,132.78	1,620,159.14
<u>ACCOUNT</u>					Closing Stock (Publ)		269,446.07	223,466,088	259,486.69
					T.D.S.		9,136.00	6,331.00	-
Total Rs.		<b>32,160,021.79</b>	<b>31,833,008.26</b>	<b>28,296,094.02</b>	Total Rs.		<b>32,160,021.79</b>	<b>31,833,008.26</b>	<b>28,296,094.02</b>

Table 9 (a) :

**NATIONAL CENTRE FOR ADVOCACY STUDIES**  
Serenity Complex, Ramnagar Colony, Pashan, Pune 411021  
**Comparative Picture : Income & Expenditure (2003-2006)**

Expenditure	Sch	Amount Rs. 2005-2006	Amount Rs. 2004-2005	Amount Rs. 2003-2004	Income	Sch	Amount Rs. 2005-2006	Amount Rs. 2004-2005	Amount Rs. 2003-2004
To opening Stock		223,466.88	259,486.69	262,455.37	By Int. on program F.D.		994,062.00	22,380,000.00	19,011,827.00
To Expenditure on Project	G	14,101,128.35	10,311,686.55	8,474,827.16	By Interest on Savings and other F.D.		242,039.00	228,750.00	470,779.00
To Bank Charges and Commission		80.00	433.00	103.00	By Contribution towards Publications		36,198.50	62,344.00	132,232.85
<u>To Payment to Employees</u>					By Consultancy received for Program Support		511,125.00	76,000.00	325,561.98
To Gratuity		-	-	16,069.00	By Contribution for Training Program		52,800.00	83,200.00	62,600.00
To Donation				15,000.00	By Transfer from Project		14,101,128.35	10,311,686.55	8,474,827.16
To Depreciation		716,584.35	735,422.84	721,918.49	By Misc. Income		2,750.00	2,708.00	7,067.00
To Consultancy		15,000.00	37,500.00	-	By Closing Stock		269,446.07	223,466.88	259,486.69
To Travelling		-	36,015.00	-					
To TDS		-	-	10,636.00					
To Misc. Expenses		3,259.00	-	4,999.00					
To Books for exchange		180.00	-	-					
To Interest paid to Offarm		-	55,820.00	-					
To Transfer to Earmarked Funds		-	82,358.27	-					
To Write Off		-	-	4,257.00					
To Excess of income over Expenditure		1,149,850.34	472,006.08	1,029,471.46					
Total Rs.		<b>16,209,548.92</b>	<b>11,990,728.43</b>	<b>10,539,736.68</b>	Total Rs.		<b>16,209,548.92</b>	<b>11,990,728.43</b>	<b>10,539,736.68</b>

**Table 9 (b) :**

**NATIONAL CENTRE FOR ADVOCACY STUDIES**  
Serenity Complex, Ramnagar Colony, Pashan, Pune 411021  
**INCOME & EXPENDITURE APPROPRIATION ACCOUNT (2003-2006)**

<b>Expenditure</b>	<b>Amount Rs.</b> 2005-2006	<b>Amount Rs.</b> 2004-2005	<b>Amount Rs.</b> 2003-2004	<b>Income</b>	<b>Amount Rs.</b> 2005-2006	<b>Amount Rs.</b> 2004-2005	<b>Amount Rs.</b> 2003-2004
To Transfer to General Reserve	644,402.00	-	-	By Opening Balance	4,343,241.17	3,871,235.10	2,579,308.07
To Transfer to Earmarked Funds	898,825.98	-	-	By Opening Stock - Last Year (Publication)	-	-	262,455.57
To Balance transferred to Balance Sheet	3,949,863.53	4,343,241.18	3,871,235.10	By Excess Surplus for the Year	1,149,850.34	472,006.07	1,029,471.46
Total Rs.	<b>5,493,091.51</b>	<b>4,343,241.18</b>	<b>3,671,235.108</b>	Total Rs.	<b>5,493,091.51</b>	<b>4,343,241.18</b>	<b>3,671,235.108</b>